


### Характеристики:

- Широкий рабочий диапазон 0,02 - 18 ГГц
- Управление через драйвер TTL
- Высокая скорость переключения
- Низкие вносимые потери и высокая изоляция
- Возможны изменения по запросу



### Области применения:

- Беспроводные сети
- 5G сети
- Оборудование для тестирования и измерений
- Микроэлектроника и спутниковая связь
- Оптоволоконные сети



Parameters	Min.	Typ.	Max.	Min.	Typ.	Max.	Min.	Typ.	Max.	Units
Frequency Range	0.02~6		6~12		12~18					GHz
Insertion Loss		1.8	2.0		4.0	4.2		4.3	4.8	dB
Insertion Loss Temperature Coefficient		0.003			0.003			0.003		dB/ ° C
Isolation	75	80		70	75		60	68		dB
Input VSWR		1.4	1.6		1.5	1.8		1.6	1.8	: 1
Output VSWR		1.4	1.6		1.5	1.8		1.6	1.8	: 1
RF Input Power			30			30			30	dBm
DC Power Dissipation		0.4			0.4			0.4		W
0.1dB Compression Point ( P0.1dB )		30			30			30		dBm
IIP3		45			45			43		dBm
Switching Speed	200 Max.									ns
Weight	0.7 Max.									ounces
Impedance	50									Ω
Bias Current ( +5V / -5V )	80/50 Max.									mA
Input / Output Connectors	SMA-Female									
Finish	Gold Plated									
Material	Aluminum									
Sealing	Hermetically Sealed (Optional)									

## Поглощающий коаксиальный переключатель SP2T 0,02 - 18 ГГц

### Absolute Maximum Ratings

Biasing	+5V ± 10%/-5V ± 10%
---------	---------------------

Note: TTL pins cannot be connected to the negative voltage otherwise the internal driver will be damaged.

### Ordering Information

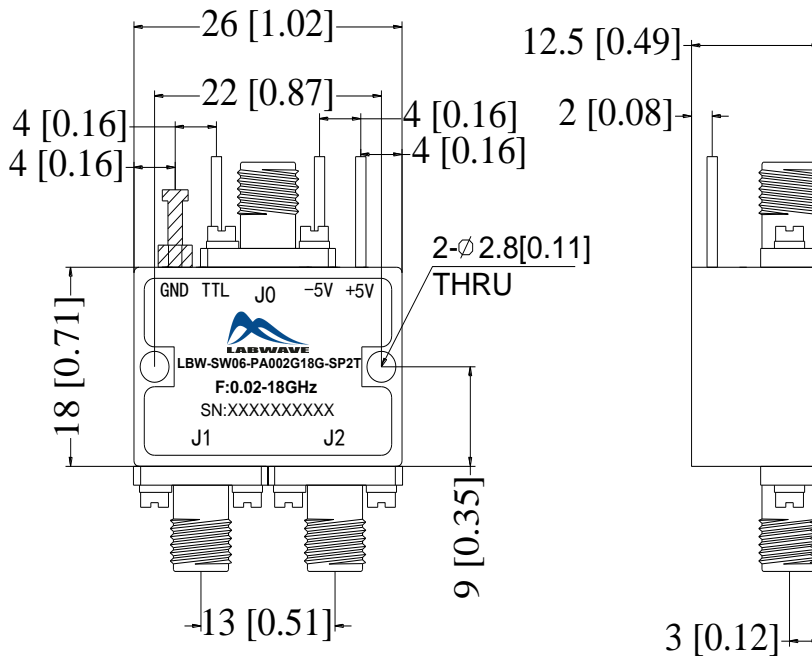
Part No.	Description
LBW-SW06-PA002G18G-SP2T	SP2T 0.02-18GHz PIN Diode Switch

### Environmental Specifications

Operational Temperature	-40°C~+85°C
Storage Temperature	-50°C~+105°C
Altitude	30,000 ft. (Epoxy Sealed Controlled environment)
	60,000 ft. 1.0psi min (Hermetically Sealed Un-controlled environment) (Optional)
Vibration	25g RMS (15 degrees 2KHz) endurance, 1 hour per axis
Humidity	100% RH at 35°C, 95%RH at 40°C
Shock	20G for 11msec half sine wave, 3 axis both directions

### Outline Drawing:

All Dimensions in mm (inches) Housing Tolerances ±0.1 (0.004)

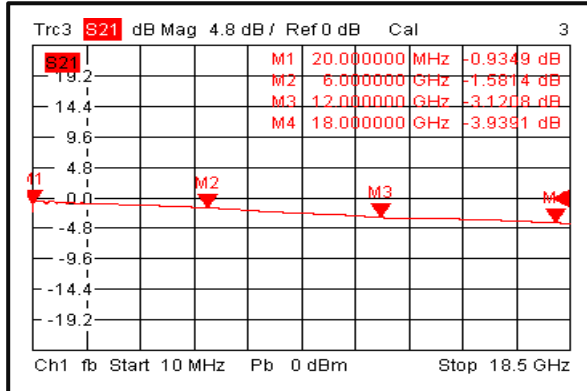


### Truth Table

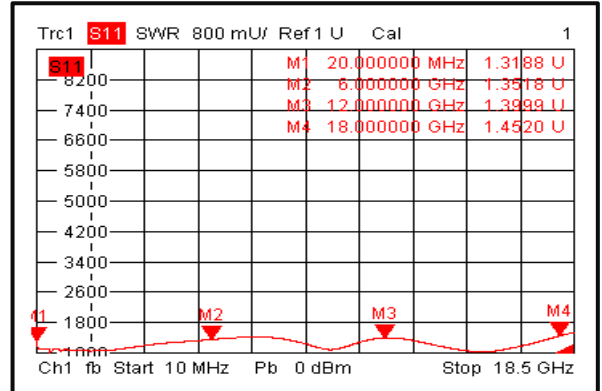
TTL Control Voltage	Low(0)=0~0.8V
	High(1)=2.8~5V
Control Input TTL	Signal Path State
TTL	
1	J0-J1
0	J0-J2
Control Pin Customization available upon request	

## Поглощающий коаксиальный переключатель SP2T 0,02 - 18 ГГц

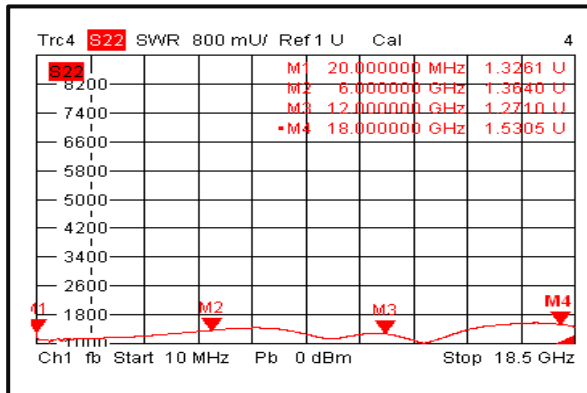
### Insertion Loss @+25°C



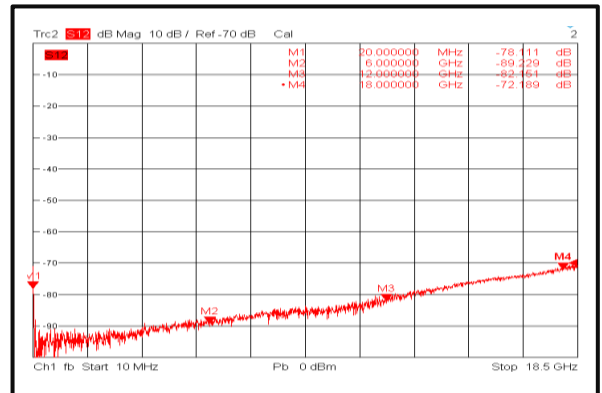
### Input VSWR @+25°C



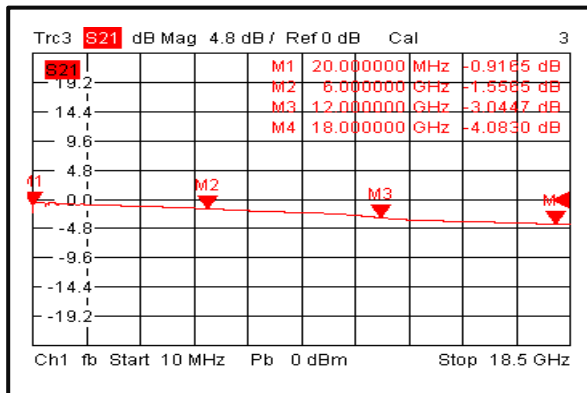
### Output VSWR @+25°C



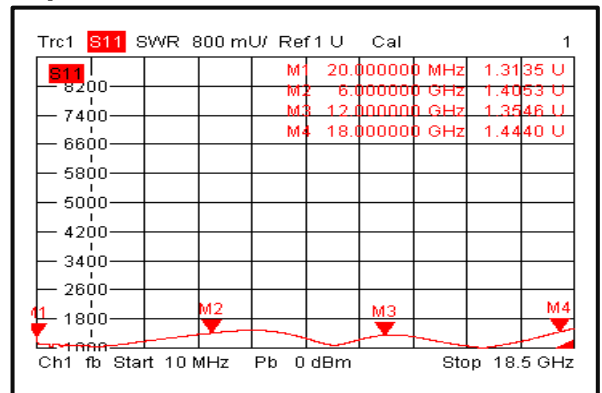
### Isolation @+25°C



### Insertion Loss @-40°C

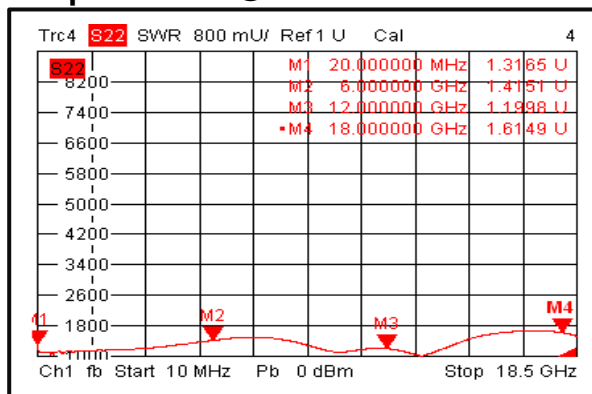


### Input VSWR @-40°C

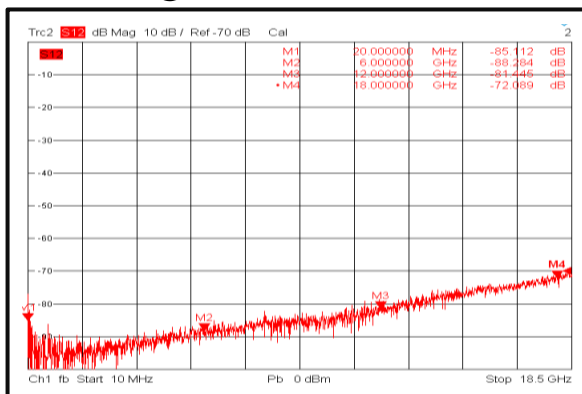


## Поглощающий коаксиальный переключатель SP2T 0,02 - 18 ГГц

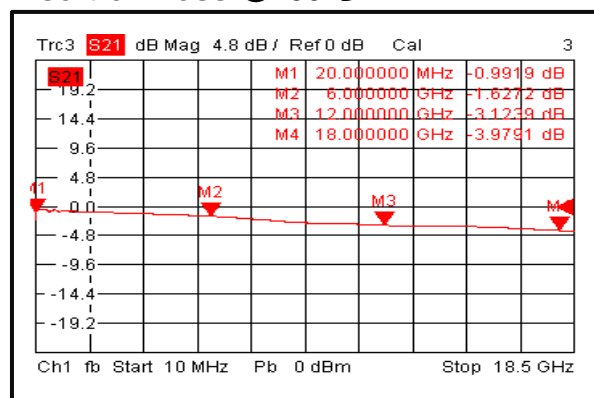
### Output VSWR @-40°C



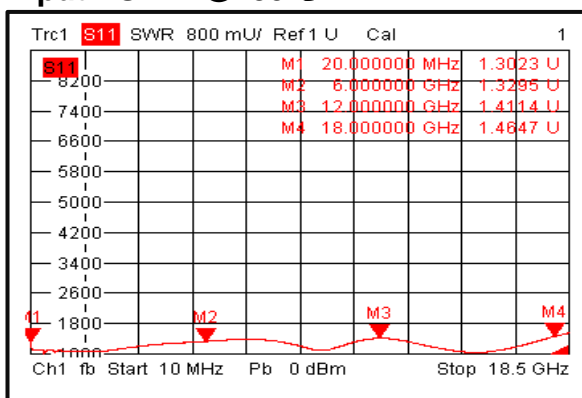
### Isolation @-40°C



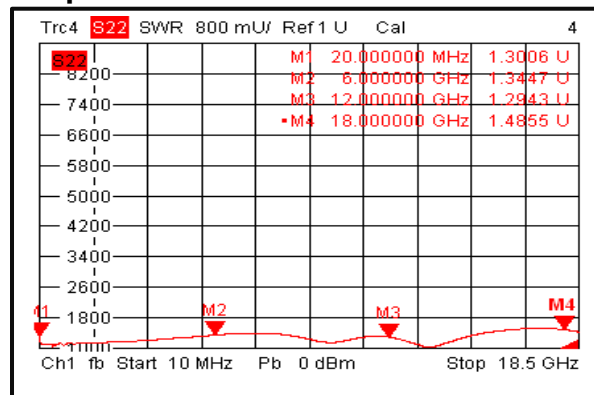
### Insertion Loss @+85°C



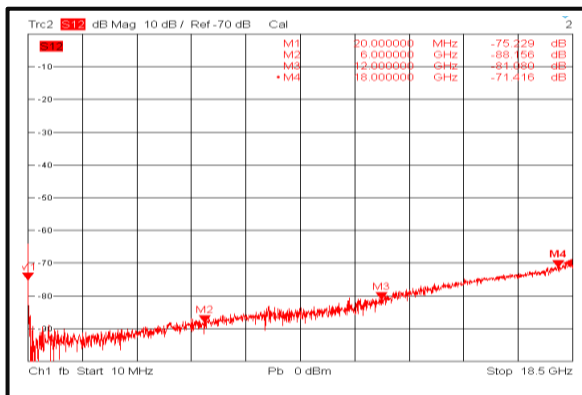
### Input VSWR @+85°C



### Output VSWR @+85°C

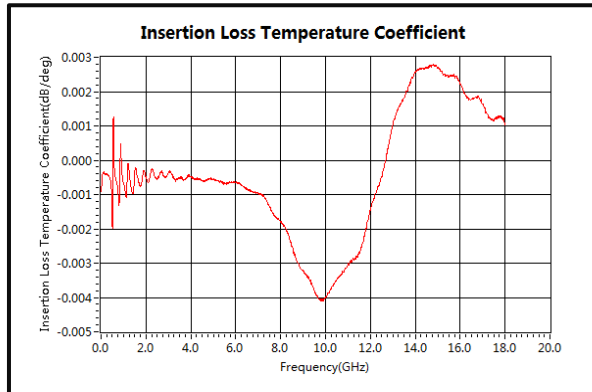


### Isolation @+85°C

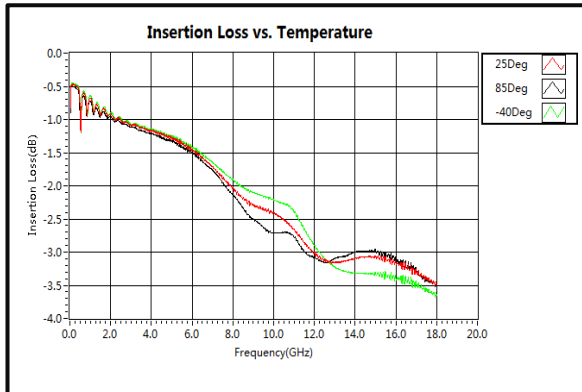


## Поглощающий коаксиальный переключатель SP2T 0,02 - 18 ГГц

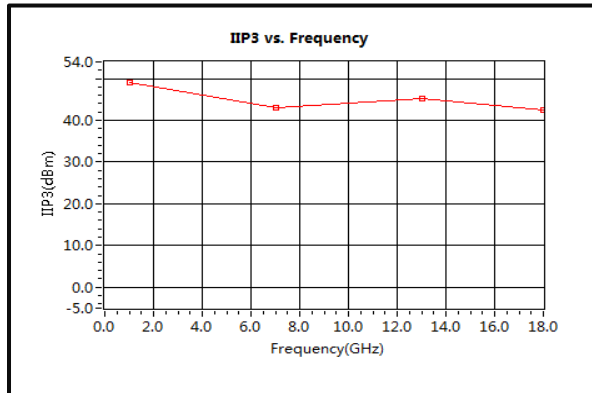
### Insertion Loss Temperature Coefficient



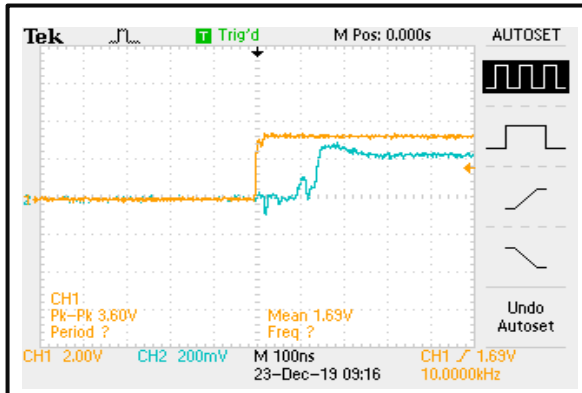
### Insertion Loss vs. Temperature



### IIP3



### Switching Speed



### Switching Speed

